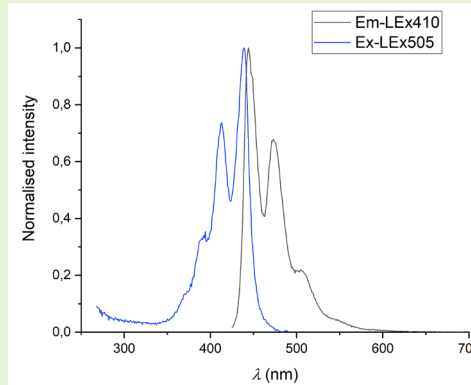


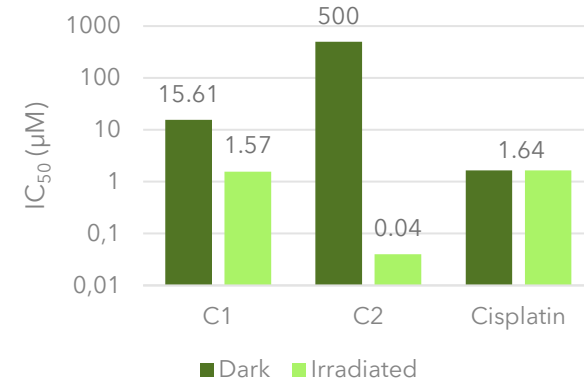
Selected lead complexes

Luminescent properties – C2



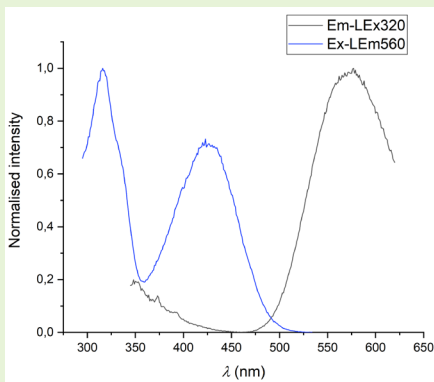
Emission and **excitation** spectra of C2 in DMSO

Cytotoxicity under irradiation



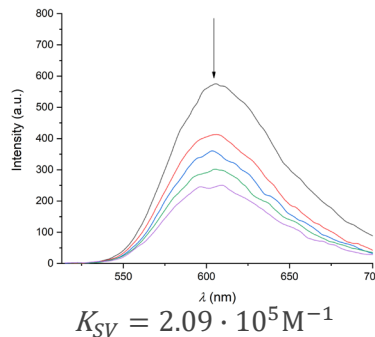
IC₅₀ values in MCF-7 cells; irradiation at 470 nm after 24 h followed by 24 h incubation

Luminescent properties – C1



Emission and **excitation** spectra of C1 in DMSO

DNA intercalation (EtBr assay) – C2



Key notes

- Luminescence in DMSO and PBS
- Moderate DNA & BSA interaction
- Light-enhanced cytotoxicity
- 2 lead candidates for future cellular imaging